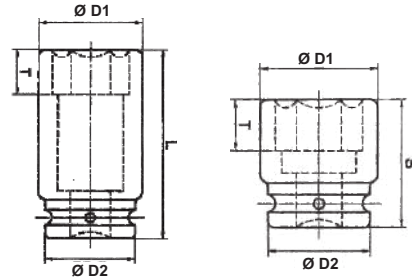




IMPACT SOCKETS



1/2" square drive

1/4" square drive

SAE SIZE		METRIC SIZE		D1	D2	S	L	T
Part No.	A/F	Part No.	A/F					
PI06-15	1/4"	PM06-6	6	12	17	25	50	10
PI06-16	9/32"	PM06-7	7	13	17	25	50	10
PI06-17	5/16"	PM06-8	8	14.5	17	25	50	10
PI06-18	11/32"	PM06-9	9	16	17	25	50	10
PI06-19	3/8"	PM06-0	10	16.5	17	25	50	10
PI06-20	7/16"	PM06-11	11	17.5	17	25	50	12
-	-	PM06-12	12	19	17	25	50	12
PI06-21	1/2"	PM06-13	13	19.5	17	25	50	12
PI06-22	9/16"	PM06-14	14	21	17	28	50	13

3/8" square drive

SAE SIZE		METRIC SIZE		D1	D2	S	L	T
Part No.	A/F	Part No.	A/F					
TI-216	5/16"	TIM-208	8	14	21	30	60	10
TI-218	3/8"	TIM-210	10	16.5	21	30	60	10
TI-219	7/16"	TIM-211	11	18	21	30	60	12
-	-	TIM-212	12	19	21	30	60	12
TI-220	1/2"	TIM-213	13	20	21	30	60	12
TI-221	9/16"	TIM-214	14	22	22	30	60	13
-	-	TIM-215	15	23	22	32	60	15
TI-223	5/8"	TIM-216	16	25	22	32	60	15
TI-224	11/16"	TIM-217	17	26	25	32	60	15
-	-	TIM-218	18	27	25	32	60	16
TI-225	3/4"	TIM-219	19	28.5	25	32	60	16
-	-	TIM-220	20	29	25	32	60	16
TI-227	13/16"	TIM-221	21	30	25	34	60	18
TI-228	7/8"	TIM-222	22	31	25	34	60	18

NOTE : TO ORDER DEEP SOCKETS ADD "L" AFTER PART NO.

'O' RING & PIN for 1/4" Sq. Dr. Sockets

'O' Ring		Pin		Suitable for Socket Size	
I.D.	Φ D	Φ D	L	A/F	
14	3.0	3.0	14	6 to 14 (1/4" to 9/16")	

SAE SIZE		METRIC SIZE		D1	D2	S	L	T
Part No.	A/F	Part No.	A/F					
T-316	5/16"	TIM-308	8	16	26	38	80	10
TI-318	3/8"	TIM-310	10	17.5	26	38	80	10
TI-319	7/16"	TIM-311	11	19	26	38	80	12
-	-	TIM-312	12	20	26	38	80	12
TI-320	1/2"	TIM-313	13	22	26	38	80	12
TI-321	9/16"	TIM-314	14	23	26	38	80	13
-	-	TIM-315	15	24.5	27	38	80	14
TI-323	5/8"	TIM-316	16	26	27	38	80	14
TI-324	11/16"	TIM-317	17	27	27	38	80	14
-	-	TIM-318	18	29	30	40	80	14
TI-325	3/4"	TIM-319	19	30	30	40	80	16
-	-	TIM-320	20	32	30	40	80	16
TI-327	13/16"	TIM-321	21	33.5	30	40	80	18
TI-328	7/8"	TIM-322	22	35	30	40	80	18
-	-	TIM-323	23	36.5	30	42	80	21
TI-329	15-16"	TIM-324	24	38	36	42	80	21
TI-330	1"	-	-	41	36	42	80	21
TI-331	1.1/16"	TIM-327	27	42	36	45	80	23
TI-332	1.1/8"	-	-	46	36	45	80	23
TI-333	1.3/16"	TIM-330	30	46	36	45	80	24
TI-334	1.1/4"	TIM-332	32	48	36	46	80	26
TI-336	1.3/8"	-	-	55	36	51	80	28
TI-338	1.1/2"	-	-	56	36	53	80	30

'O' RING & PIN for 3/8" Sq. Dr. Sockets

'O' Ring		Pin		Suitable for Socket Size	
I.D.	Φ D	Φ D	L	A/F	
18	4.0	3.0	18	6 to 16 (1/4" to 9/16")	
22	4.0	3.0	22	15 to 22 (5/8" to 1")	

'O' RING & PIN for 1/2" Sq. Dr. Sockets

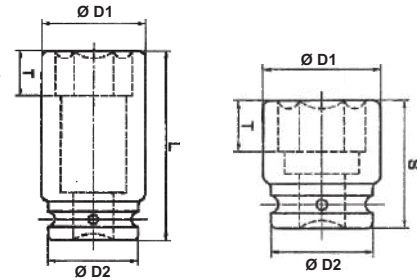
'O' Ring		Pin		Suitable for Socket Size	
I.D.	Φ D	Φ D	L	A/F	
22	4.0	4.0	22	8 to 17 (5/16" to 11/16)	
26	4.0	4.0	25	17 to 23 (3/4" to 7/8)	
32	4.0	4.0	30	24 to 32 (15/16" to 1.1/2)	



Please observe safety advices



IMPACT SOCKETS



3/4" square drive

SAE SIZE		METRIC SIZE		D1	D2	S	L	T
Part No.	A/F	Part No.	A/F					
TI-421	9/16"	-	-	28	44	48	90	13
TI-423	5/8"	-	-	30	44	48	90	14
TI-424	11/16"	TIM-417	17	32	44	48	90	14
T-425	3/4"	TIM-419	19	34	44	48	90	16
TI-427	13/16"	-	-	36	44	50	90	16
TI-428	7/8"	TIM-422	22	38.5	44	50	90	18
TI-429	15/14"	TIM-424	24	42	44	50	90	21
TI-430	1"	-	-	43.5	44	50	90	21
TI-431	1.1/16"	TIM-427	27	44	44	50	90	23
TI-432	1.1/8"	-	-	48	44	50	90	23
TI-433	1.3/16"	TIM-430	30	48	44	50	90	24
TI-434	1.1/4"	TIM-432	32	52	44	55	90	26
TI-435	1.5/16"	-	-	53	44	55	90	26
TI-436	1.3/8"	-	-	55	44	55	90	28
TI-437	1.7/16"	TIM-436	36	55	44	60	90	28
TI-438	1.1/2"	TIM-438	38	59	44	60	90	30
TI-439	1.5/8"	TIM-441	41	66	44	66	90	36
TI-440	1.11/16"	-	-	68	44	66	100	36
TI-441	1.13/16"	TM-446	46	72	54	66	100	36
TI-442	1.7/8"	-	-	74	60	68	100	36
TI-443	1.15/16"	-	-	76	60	70	100	39
TI-444	2"	TIM-450	50	76	60	70	100	39
TI-445	2.1/16"	-	-	78	60	74	110	41
TI-446	2.3/16"	TIM-455	55	84	60	74	110	41
TI-447	2.1/4"	-	-	84	70	74	120	41
TI-448	2.3/8"	TIM-460	60	88	70	78	120	45

NOTE : TO ORDER DEEP SOCKETS ADD "L" AFTER PART NO.

'O' RING & PIN for 3/4" Sq. Dr. Sockets

'O' Ring		Pin		Suitable for Socket Size A/F
I.D.	Φ D	Φ D	L	
38	5.0	5.0	35	17 to 41 (9/16" to 1.11/16")
48	5.0	5.0	45	46 (1" to 1.13/16")
54	5.0	5.0	52	50 to 55 (1.7/8" to 2.3/16")
64	5.0	5.0	62	60 (2.1/4" to 2.3/8")

1" square drive

SAE SIZE		METRIC SIZE		D1	D2	S	L	T
Part No.	A/F	Part No.	A/F					
TI-525	3/4"	TIM-519	19	38	54	63	110	16
TI-527	13/16"	-	-	38	54	63	110	18
TI-528	7/8"	TIM-522	22	40	54	63	110	18
T-529	15/16"	TIM-524	24	42	54	63	110	21
TI-530	1"	-	-	44	54	63	110	21
TI-531	1.1/16"	TIM-527	27	46	54	63	110	23
TI-532	1.1/8"	-	-	49	54	63	110	23
TI-533	1.3/16"	TIM-530	30	50	54	63	110	24
TI-534	1.1/4"	TIM-532	32	52	54	63	110	26
TI-535	1.5/16"	-	-	54	54	63	110	26
TI-536	1.3/8"	-	-	56	54	66	110	28
TI-537	1.7/16"	TIM-536	36	58	54	66	110	28
TI-538	1.1/2"	TIM-538	38	62	54	66	110	30
TI-538A	1.9/16"	-	-	65	54	68	110	32
TI-539	1.5/8"	TIM-541	41	67	54	68	110	36
TI-540	1.11/16"	-	-	67	54	68	110	36
TI-541	1.3/4"	-	-	72	54	74	110	36
TI-542	1.13/16"	TM-546	46	74	54	74	110	36
TI-543	1.7/8"	-	-	74	54	74	110	36
TI-544	1.15/16"	-	-	75	70	76	110	39
TI-545	2"	TIM-550	50	77	70	76	110	39
TI-546	2.1/16"	-	-	77	70	76	120	41
TI-547	2.3/16"	TIM-555	55	86	70	78	120	41
TI-548	2.1/4"	-	-	86	70	78	120	41
TI-550	2.3/8"	TIM-560	60	90	70	81	120	45
TI-551	2.7/16"	-	-	90	70	81	120	45
TI-553	2.9/16"	TIM-565	65	98	80	85	120	46
TI-554	2.5/8"	-	-	98	80	85	120	46
TI-556	2.3/4"	TIM-570	70	104	80	90	130	50
TI-557	2.13/16"	-	-	104	80	90	130	50
TI-559	2.15/16"	TIM-575	75	112	80	94	130	57
TI-560	3"	-	-	112	80	94	130	57
TI-561	3.1/8"	TIM-580	80	118	80	100	140	62
TI-563	3.3/8"	TIM-585	85	125	80	104	140	62

'O' RING & PIN for 1" Sq. Dr. Sockets

'O' Ring		Pin		Suitable for Socket Size A/F
I.D.	Φ D	Φ D	L	
48	6.0	5.0	45	19 to 46 (3/4" to 1.7/8")
64	6.0	6.0	60	50 to 60 (1.15/16" to 2.7/16")
74	6.0	6.0	70	65 to 85 (2.9/16" to 3.3/8")





IMPACT SOCKETS

1.1/2" square drive

SAE SIZE		METRIC SIZE		D1	D2	S	L	T
Part No.	A/F	Part No.	A/F					
TI-631	1.1/16"	-	-	54	86	80	130	23
TI-632	1.1/8"	-	-	58	86	80	130	23
TI-636	1.3/8"	-	-	64	86	80	130	28
TI-637	1.7/16"	TIM-636	36	64	86	80	130	28
TI-638	1.1/2"	TIM-638	38	69	86	80	130	30
TI-638/A	1.9/16"	-	-	69	86	80	130	32
TI-639	1.5/18"	TIM-641	41	69	86	83	130	36
TI-640	1.11/16"	-	-	69	86	83	130	36
TI-641	1.3/4"	-	-	69	86	83	130	36
TI-642	1.13/16"	TIM-46	46	76	86	86	130	36
TI-643	1.7/8"	-	-	76	86	86	130	36
TI-645	2"	TIM-650	50	81	86	90	130	39
TI-646	2.1/16"	-	-	81	86	90	140	41
TI-647	2.3/16"	TIM-655	55	88	86	95	140	41
TI-648	2.1/4"	-	-	88	86	95	140	41
TI-650	2.3/8"	TIM-660	60	96	86	98	140	45
TI-651	2.7/16"	-	-	96	86	98	140	45
TI-653	2.9/16"	TIM-665	65	102	86	102	140	46
TI-654	2.5/8"	-	-	102	86	102	140	46
TI-656	2.3/4"	TIM-670	70	108	86	102	150	50
TI-657	2.13/16"	-	-	108	86	102	150	50
TI-659	2.15/16"	TIM-675	75	116	86	108	150	57
TI-660	3"	-	-	116	86	108	150	57
TI-661	3.1/8"	TIM-680	80	120	86	110	150	62
TI-663	3.3/8"	TIM-685	85	130	86	115	170	62
TI-664	3.1/2"	TIM-690	90	135	125	118	170	65
TI-665	3.3/4"	TIM-695	95	140	125	123	170	70
TI-666	3.7/8"	TIM-6100	100	148	125	128	190	75
TI-668	4.1/8"	TIM-6105	105	155	125	133	190	80
TI-669	4.1/4"	-	-	155	125	133	190	80
-	-	TIM-6110	110	161	150	138	200	85
TI-670	4.1/2"	TIM-6115	115	161	150	143	200	94
TI-671	4.5/8"	TIM-6120	120	175	150	149	200	94

2.1/2" square drive

SAE SIZE		METRIC SIZE		D1	D2	S	L	T
Part No.	A/F	Part No.	A/F					
TI-750	2.3/8"	TIM-760	60	120	125	120	190	45
TI-753	2.9/16"	TIM-765	65	125	125	120	190	46
TI-756	2.3/4"	TIM-770	70	130	125	120	190	50
TI-759	2.15/16"	TIM-775	75	130	125	130	190	57
TI-761	3.1/8"	TIM-780	80	135	125	140	190	62
TI-763	3.3/8"	TIM-785	85	140	125	140	190	62
TI-764A	3.5/8"	TIM-790	90	145	125	140	190	65
TI-765	3.3/4"	TIM-795	95	155	125	150	190	70
TI-766	3.7/8"	-	-	155	125	150	190	70
TI-767	4"	TIM-7100	100	160	125	150	200	75
TI-768	4.1/8"	TIM-7105	105	165	125	160	200	80
TI-769A	4.3/8"	TIM-7110	110	174	150	160	210	85
TI-770	4.1/2"	TIM-7115	115	180	150	170	210	90
TI-771	4.5/8"	-	-	180	150	175	220	94
TI-772	4.3/4"	TIM-7120	120	185	150	175	220	94
TI-773	4.7/8"	-	-	185	150	175	220	94
TI-774	5"	-	-	195	150	175	220	98
-	-	TIM-7130	130	195	150	175	220	98
TI-775	5.3/8"	TIM-7135	135	205	150	180	220	102
TI-778	5.3/4"	TIM-7145	145	220	150	180	230	105
-	-	TIM-7150	150	230	180	190	250	110
TI-781	6.1/8"	TIM-7155	155	230	180	190	250	110
-	-	TIM-7160	160	240	180	190	-	110
TI-784	6.1/2"	TIM-7165	165	240	180	200	-	120
TI-787	6.7/8"	TIM-7175	175	255	180	200	-	120
TI-790	7.1/4"	TIM-7185	185	270	180	210	-	130
TI-793	7.5/8"	TIM-7195	195	275	180	210	-	130
TI-796	8"	TIM-7200	200	290	180	225	-	140

'O' RING & PIN for 1.1/2" Sq. Dr. Sockets

'O' Ring		Pin		Suitable for Socket Size A/F
I.D.	Φ D	Φ D	L	
78	6.0	6.0	75	36 to 85 (1.1/16" to 3.3/8")
118	6.0	6.0	115	90 to 105 (3.1/2" to 4.1/4")
142	6.0	6.0	120	110 to 120 (4.1/2" to 4.5/8)

'O' RING & PIN for 2.1/2" Sq. Dr. Sockets

'O' Ring		Pin		Suitable for Socket Size A/F
I.D.	Φ D	Φ D	L	
115	10.0	10.0	115	60 to 105 (2.3/8" to 4.1/8")
140	10.0	10.0	140	110 to 145 (4.3/8" to 5.3/4")
170	10.0	10.0	170	150 to 200 (6.18" to 8")

'O' RING & PIN for 3.1/2" Sq. Dr. Sockets

'O' Ring		Pin		Suitable for Socket Size A/F
I.D.	D	D	L	
165	10.0	10.0	165	120 to 235 (4.5/8" to 9.18")

3.1/2" square drive

SAE SIZE		METRIC SIZE		D1	D2	S	L	T
Part No.	A/F	Part No.	A/F					
TI-871	4.5/8"	TIM-8120	120	180	175	182	277	72
TI-873	4.7/8"	TIM-8130	130	193	175	190	280	80
TI-874	5.1/4"	TIM-8135	135	197	175	198	280	83
TI-875	5.3/8"	TIM-8145	145	213	175	214	295	86
TI-877	5.5/8"	TIM-8150	150	218	175	214	295	90
TI-878	5.3/4"	TIM-8155	155	225	175	214	297	92
TI-884	6.1/2"	TIM-8165	165	237	175	231	313	98
TI-886	6.3/4"	TIM-8170	170	243	175	231	313	100
TI-888	7"	TIM-8180	180	255	175	237	320	108
TI-893	7.5/8"	TIM-8195	195	275	175	245	328	118
TI-896	8"	TIM-8200	200	280	175	250	332	120
TI-8100	8.1/2"	TIM-8215	215	298	175	263	246	125
TI-8104	9"	TIM-8230	230	317	175	279	359	132
TI-8105	9.1/8"	TIM-8235	235	325	175	279	362	136

NOTE : TO ORDER DEEP SOCKETS ADD "L" AFTER PART NO.





IMPACT HEX BIT SOCKETS



3/4" square drive

SAE SIZE		METRIC SIZE		Approx OAL (mm)	Hex Bit Length (mm)
Part No.	A/F	Part No.	A/F		
HI-420	1/2"	HIM-412	12	80	30
HI-421	9/16"	HIM-414	14	80	30
HI-423	5/8"	HIM-417	17	90	40
HI-425	3/4"	HIM-419	19	95	40
HI-428	7/8"	HIM-422	22	95	45
-	-	HIM-424	24	100	50

1/4" square drive

SAE SIZE		METRIC SIZE		Approx OAL (mm)	Hex Bit Length (mm)
Part No.	A/F	Part No.	A/F		
HI-110	1/8"	HIM-103	3	41	15
HI-111	5/32"	HIM-104	4	41	15
HI-112	3/16"	HIM-105	5	43	20
HI-113	7/32"	-	-	43	20
HI-114	1/4"	HIM-106	6	45	25

3/8" square drive

SAE SIZE		METRIC SIZE		Approx OAL (mm)	Hex Bit Length (mm)
Part No.	A/F	Part No.	A/F		
HI-210	1/8"	HIM-203	3	44	15
HI-211	5/32"	HIM-204	4	44	15
HI-212	3/16"	HIM-205	5	47	20
HI-213	7/32"	-	-	49	20
HI-214	1/4"	HIM-206	6	49	20
HI-216	5/16"	HIM-208	8	49	25
HI-218	3/8"	HIM-210	10	50	25

1/2" square drive

SAE SIZE		METRIC SIZE		Approx OAL (mm)	Hex Bit Length (mm)
Part No.	A/F	Part No.	A/F		
HI-314	1/4"	HIM 306	6	53	20
HI-316	5/16"	HIM 308	8	53	25
HI-318	3/8"	HIM 310	10	57	25
HI-320	1/2"	HIM 312	12	63	30
HI-321	9/16"	HIM 314	14	63	30
HI-323	5/8"	HIM 317	17	73	40

1" square drive

SAE SIZE		METRIC SIZE		Approx OAL (mm)	Hex Bit Length (mm)
Part No.	A/F	Part No.	A/F		
HI-518	3/8"	-	-	81	26
HI-520	1/2"	-	-	84	30
HI-521	9/16"	-	-	86	30
HI-523	5/8"	-	-	98	40
-	-	HIM-517	17	100	40
HI-525	3/4"	HIM-519	19	107	45
HI-528	7/8"	HIM-522	22	112	45
HI-529	15/16"	HIM-524	24	120	50
HI-530	1"	-	-	120	50
HI-531	1.1/16"	HIM-527	27	120	50
-	-	HIM-530	30	120	50
HI-530	1.1/8"	-	-	120	50
-	-	HIM-532	32	120	50
-	-	HIM-536	36	120	50

1.1/2" square drive

SAE SIZE		METRIC SIZE		Approx OAL (mm)	Hex Bit Length (mm)
Part No.	A/F	Part No.	A/F		
HI-630	1"	-	-	140	50
HI-631	1.1/16"	-	-	140	50
HI-632	1.1/8"	HIM-630	30	140	50
HI-634	1.1/4"	HIM-632	32	140	50
-	-	HIM-636	36	145	55
HI-638	1.1/2"	-	-	145	55
-	-	HIM-641	41	160	60
HIM-641	1.3/4"	-	-	170	70
-	-	HIM-646	46	170	70
HIM-645	2"	HIM-650	50	170	70



Please observe safety advices



STUD DRIVERS / TIGHTENERS



3/4" square drive

SAE SIZE		METRIC SIZE		
Part No.	Bolt Size	Part No.	Bolt Size	Thread Length
SD-4-5/8" UNF	5/8" UNF	SDM-416	M 16 x 2.0	20
SD-4-5/8" BSF	5/8" BSF	-	-	20
SD-4-3/4" UNF	3/4" UNF	SDM-420	M 20 x 2.0	24
SD-4-3/4" BSF	3/4" BSF	-	-	24
SD-4-7/8" UNF	7/8" UNF	SDM-422	M 22 x 2.5	24
SD-4-7/8" BSF	7/8" BSF	-	-	24
SD-4-1" UNF	1" UNF	SDM-424	M 24 x 3.0	24
SD-4-1" BSF	1" BSF	-	-	24

3/8" square drive


SAE SIZE		METRIC SIZE	
Part No.	Stud Dia	Part No.	Stud Dia
SD-2 1/4" UNF	1/4" UNF	SDM - 206/1.00	M6 x 1.0
SD-2 1/4" BSF	1/4" BSF	SDM - 207/1.00	M7 x 1.0
SD-2 5/16" UNF	5/16" UNF	SDM - 208/1.25	M8 x 1.25
SD-2 5/16" BSF	5/16" BSF	SDM - 208/1.00	M8 x 1.00
SD2 3/8" UNF	3/8" UNF	SDM - 210/ 1.50	M10 x 1.50
SD-2 3/8" BSF	3/8" BSF	SDM - 210/1.25	M10 x 1.25

1" square drive

SAE SIZE		METRIC SIZE		
Part No.	Bolt Size	Part No.	Bolt Size	Thread Length
SD-5-7/8" UNF	7/8" UNF	-	-	30
SD-5-7/8" BSF	7/8" BSF	-	-	30
SD-5-1" BSF	1" UNF	SDM 524	M 24 x 3.0	32
SD-5-1" BSF	1" BSF	-	-	32
SD-5 1.1/8" UNF	1.1/8" UNF	SDM 527	M 27 x 3.0	35
SD-5 1.1/8" BSF	1.1/8" BSF	-	-	35
SD-5 1.1/4" UNF	1.1/4" UNF	SDM 530	M 30 x 3.5	40
SD-5 1.1/4" BSF	1.1/4" BSF	-	-	40
SD-5 1.3/8" UNF	1.3/8" UNF	SDM 533	M 33 x 3.5	40
SD-5 1.3/8" BSF	1.3/8" BSF	-	-	40
SD-5 1.1/2" UNF	1.1/2" UNF	SDM 536	M 36 x 4.0	48
SD-5 1.1/2" BSF	1.1/2" BSF	-	-	48

1/2" square drive

SAE SIZE		METRIC SIZE	
Part No.	Stud Dia & Pitch	Part No.	Stud Dia & Pitch
SD-3 1/4" UNF	1/4" UNF	SDM-306	M6 x 1.00
SD-3 1/4" BSF	1/4" BSF	SDM-307	M7 x 1.00
SD-3 5/16" UNF	5/16" UNF	SDM-308	M8 x 1.25
SD-3 5/16" BSF	5/16" BSF	SDM-308/1	M8 x 1.00
SD-3 3/8" UNF	3/8" UNF	SDM-310	M10 x 1.50
SD-3 3/8" BSF	3/8" BSF	SDM-310/1.25	M10 x 1.25
SD-3 1/2" UNF	1/2" UNF	SDM-312	M12 x 1.75
SD-3 1/2" BSF	1/2" BSF	SDM-312/1.25	M12 x 1.25
SD-3 9/16" UNF	9/16" UNF	SDM-314	M14 x 2.00
SD-3 9/16" BSF	9/16" BSF	SDM-314/1.50	M14 x 1.50
SD-3 5/8" UNF	5/8" UNF	SDM-316	M16 x 2.00
SD-3 5/8" BSF	5/8" BSF	SDM-316/1.5	M16 x 1.50



Please observe safety advices



BI-HEX SOCKETS

1/2" square drive

SAE SIZE		METRIC SIZE		D1	D2	S	L	T
Part No.	A/F	Part No.	A/F					
-	-	TM-308	8	15	26	38	80	10
-	-	TM-309	9	15	26	38	80	10
T-318	3/8"	TM-310	10	16	26	38	80	10
T-319	7/16"	TM-311	11	18	26	38	80	12
-	-	TM-312	12	19	26	38	80	12
T-320	1/2"	TM-313	13	20	26	38	80	12
T-321	9/16"	TM-314	14	22	26	38	80	13
-	-	TM-315	15	23	26	38	80	14
T-323	5/8"	TM-316	16	24.5	26	38	80	14
T-324	11/16"	TM-317	17	26	26	38	80	14
-	-	TM-318	18	27	26	40	80	14
T-325	3/4"	TM-319	19	28	26	40	80	16
-	-	TM-320	20	29	26	40	80	16
T-327	13/16"	TM-321	21	31	28	40	80	18
T-328	7/8"	TM-322	22	33	28	40	80	18
-	-	TM-323	23	34	28	42	80	18
T-329	15/16"	TM-324	24	35	32	42	80	21
T-330	1"	TM-325	25	36.5	32	42	80	21
-	-	TM-326	26	38	32	42	80	21
T-331	1.1/16"	TM-327	27	39	32	45	80	23
T-332	1.1/8"	TM-328	28	42	32	45	80	23
T-333	1.3/16"	TM-330	30	43.5	36	45	80	24
T-334	1.1/4"	TM-332	32	45	36	45	80	26
T-335	1.5/16"	TM-334	34	48	36	48	80	26
T-336	1.3/8"	-	-	49	36	48	80	29
T-337	1.7/16"	TM336	36	50	36	48	80	29
T-338	1.1/2"	TM338	38	52	36	50	80	31

NOTE : TO ORDER DEEP SOCKETS ADD "L" AFTER PART NO.



1/4" square drive

SAE SIZE		METRIC SIZE		D1	D2	S	L	T
Part No.	A/F	Part No.	A/F					
-	-	TM-15	5.0	9	15	25	50	8
-	-	TM-15.5	5.5	9	15	25	50	8
T-114	1/4"	TM-16	6	10.5	15	25	50	10
T-115	9/32"	TM-17	7	11	15	25	50	10
T-116	5/16"	TM-18	8	12.5	15	25	50	10
T-117	11.32"	TM-19	9	14	15	25	50	10
T-118	3/8"	TM-110	10	15	15	25	50	10
T-119	7/6"	TM-111	11	16.5	15	25	50	12
-	-	TM-112	12	17.5	16	27	50	12
T-120	1/2"	TM-113	13	18.5	16	27	50	12
T-121	9/16"	TM-114	14	20.5	16	28	50	13

3/8" square drive

SAE SIZE		METRIC SIZE		D1	D2	S	L	T
Part No.	A/F	Part No.	A/F					
T-214	1/4"	TM-206	6	10.5	21	30	60	8
-	-	TM-207	7	11	21	30	60	8
T-216	5/16"	TM-208	8	13	21	30	60	10
-	-	TM-209	9	13.5	21	30	60	10
T-218	3/8"	TM-210	10	15	21	30	60	10
T-219	7/16"	TM-211	11	17	21	30	60	12
-	-	TM-212	12	18	21	30	60	12
T-220	1/2"	TM-213	13	19	21	30	60	12
T-221	9/16"	TM-214	14	21	21	30	60	13
-	-	TM-215	15	22	22	32	60	15
T-223	5/8"	TM-216	16	24	22	32	60	15
T-224	11/16"	TM-217	17	25	22	32	60	15
-	-	TM-218	18	26	22	32	60	15
T-225	3/4"	TM-219	19	27	25	32	60	16
-	-	TM-220	20	28	25	32	60	16
T-227	13/16"	TM-221	21	29	25	34	60	18
T-228	7/8"	TM-222	22	29	25	34	60	18

SOCKET SETS

SOCKET SETS ARE AVAILABLE IN 3/8", 1/2", 3/4", 1" SQ. DRIVE WITH STANDARD A/F SIZES SOCKETS & ACCESSORIES PACKED IN A METAL BOX



Please observe safety advices



BI-HEX SOCKETS



3/4" square drive

SAE SIZE		METRIC SIZE						
Part No.	A/F	Part No.	A/F	D1	D2	S	L	T
T-421	9/16"	-	-	26	38	48	90	13
T-423	5/8"	-	-	28	38	48	90	14
T-424	11/16"	TIM-417	17	30	38	48	90	14
T-425	3/4"	TIM 419	19	32	38	50	90	16
T-427	13/16"	-	-	34	38	50	90	16
T-428	7/8"	TIM-422	22	34	38	50	90	18
T-429	15/16"	TIM-424	24	36	38	50	90	21
T-430	1"	-	-	38	38	50	90	21
T-431	1.1/16"	TIM-427	27	40	40	50	90	23
T-432	1.1/8"	-	-	43	40	40	90	23
T-433	1.3/16"	TIM-430	30	44	40	55	90	24
T-434	1.1/4"	TIM-432	32	46	40	55	90	26
T-435	1.5/16"	-	-	48	40	55	90	26
T-436	1.3/8"	-	-	49	40	55	90	28
T-437	1.7/16"	TIM-436	36	52	40	55	90	28
T-438	1.1/2"	TIM-438	38	54	50	60	90	30
T-439	1.5/8"	TIM-441	41	56	50	63	90	32
T-440	1.11/16"	-	-	59	50	65	100	32
T-441	1.3/4"	-	-	61	50	65	100	36
T-442	1.13/16"	TM-446	46	63	50	68	100	36
T-443	1.7/8"	-	-	66	60	68	100	36
T-445	2"	TM-450	50	68	60	70	100	39
-	-	TIM-455	55	76	60	72	110	41
-	-	TM-460	60	84	60	75	110	45

NOTE : TO ORDER DEEP SOCKETS ADD "L" AFTER PART NO.



1" square drive

SAE SIZE		METRIC SIZE						
Part No.	A/F	Part No.	A/F	D1	D2	S	L	T
T-531	1.1/16"	TM-527	27	40	48	63	110	23
T-532	1.1/8"	-	-	46	48	63	110	23
-	-	TM-530	30	46	48	63	110	24
T-534	1.1/4"	TM-532	32	48	48	63	110	26
T-535	1.5/16"	-	-	50	48	63	110	26
T-536	1.3/8"	-	-	54	48	66	110	28
T-537	1.7/16"	TM-536	36	55	48	66	110	30
T-538	1.1/2"	TM-538	38	57	48	66	110	30
T-539	1.5/8"	TM-541	41	60	50	68	110	36
T-540	1.11/16"	-	-	63	50	68	110	36
T-542	1.13/16"	TM-546	46	66	60	74	110	36
T-543	1.7/8"	-	-	66	60	74	110	36
T-544	1.15/16"	-	-	69	60	76	110	39
T-545	2"	TM-550	50	71	60	76	110	39
T-546	2.1/16"	-	-	75	60	76	110	41
T-547	2.3/16"	TM-555	55	78	60	78	120	41
T-548	2.1/4"	-	-	82	60	78	120	41
T-550	2.3/8"	TM-560	60	84	60	81	120	45
T-551	2.7-16"	-	-	86	60	81	120	45
T-553	2.9/16"	TM-565	65	90	80	85	120	48
T-554	2.5/8"	-	-	94	80	85	120	48
T-556	2.3/4"	TM-570	70	96	80	90	120	48
T-557	2.13/16"	-	-	99	80	90	120	48
T-559	2.15/16"	TM-575	75	102	80	94	120	48
T-560	3"	-	-	105	80	94	120	54
T-561	3.1/8"	TM-580	80	108	80	98	140	57
T-563	3.3/8"	TM-585	85	114	80	104	140	57
T-564	3.1/2"	-	-	112	80	104	140	57

SOCKET SETS

SOCKET SETS ARE AVAILABLE IN 3/8", 1/2", 3/4", 1" SQ. DRIVE WITH STANDARD A/F SIZES SOCKETS & ACCESSORIES PACKED IN A METAL BOX



Please observe safety advices



SOCKET ACCESSORIES (Manual / Impact)

SLIDING T HANDLE

Part No.	square drive	OAL (mm)
TSB - 1	1/4"	150
TSB - 2	3/8"	250
TSB - 3	1/2"	300
TSB - 4	3/4"	500
TSB - 5	1"	750



SWIVEL HANDLE

Part No.	square drive	OAL (mm)
TSH - 1	1/4"	150
TSH - 2	3/8"	245
TSH - 3	1/2"	380
TSH - 4	3/4"	580
TSH - 5	1"	815



RATCHET HANDLE

Part No.	square drive	OAL (mm)
TRR - 1	1/4"	110
TRR - 2	3/8"	190
TRR - 3	1/2"	260
TRR - 4	3/4"	500
TRR - 5	1"	605



L HANDLE

Part No.	square drive	OAL (mm)
TAH - 1	1/4"	125
TAH - 2	3/8"	140
TAH - 3	1/2"	165
TAH - 4	3/4"	350
TAH - 5	1"	600



UNIVERSAL JOINTS

Part No.	square drive	OAL (mm)
TSU - 1	1/4"	40
TSU - 2	3/8"	53
TSU - 3	1/2"	64
TSU - 4	3/4"	98
TSU - 5	1"	110



SQUARE DRIVE ADAPTER

Part No.	Female square	Male square	OAL (mm)
TIA- 1	1/4"	3/8"	27
TIA- 2	3/8"	1/4"	32
TIA- 3	3/8"	1/2"	35
TIA- 4	1/2"	3/8"	38
TIA- 5	3/4"	1/2"	44
TIA- 6	1/2"	3/4"	44
TIA- 7	1/2"	1/2"	38
TIA- 8	3/4"	3/4"	44
TIA- 9	3/4"	1"	44
TIA-10	1"	3/4"	70
TIA-11	1"	1. 1/2"	90
TIA-12	1"	1"	80
TIA-14	1. 1/2"	1"	110
TIA- 16	1.1/2"	2.1/2"	135
TIA- 17	2.1/2"	1.1/2"	165
TIA- 18	2.1/2"	3.1/2"	210
TIA- 19	3.1/2"	2.1/2"	240



EXTENSION BARS

Part No.	Female square	Male square	OAL (mm)
TIB- 1055	1/4"	1/4"	55
TIB- 1100	1/4"	1/4"	100
TIB- 1150	1/4"	1/4"	150
TIB- 2075	3/8"	3/8"	75
TIB- 2150	3/8"	3/8"	150
TIB- 2300	3/8"	3/8"	300
TIB- 3075	1/2"	1/2"	75
TIB- 3125	1/2"	1/2"	125
TIB- 3250	1/2"	1/2"	250
TIB- 4175	3/4"	3/4"	175
TIB- 4210	3/4"	3/4"	210
TIB- 4430	3/4"	3/4"	430
TIB- 5175	1"	1"	175
TIB- 5200	1"	1"	200
TIB- 5400	1"	1"	400
TIB- 6250	1.1/2"	1.1/2"	250
TIB- 6500	1.1/2"	1.1/2"	500
TIB- 7255	2.1/2"	2.1/2"	255
TIB- 7380	2.1/2"	2.1/2"	380
TIB- 7510	2.1/2"	2.1/2"	510
TIB- 8510	3.1/2"	3.1/2"	510
TIB- 8750	3.1/2"	3.1/2"	750



NOTE : EXTENSION AND ADAPTERS ARE ALSO AVAILABLE IN MANUAL



Please observe safety advices



EXTENSION SOCKETS & NUT RUNNERS

EXTENSION SOCKETS



1/2" square drive

Part No.	A/F	Approx OAL (mm)
TESM - 310	10	100
TESM - 310L	10	150
TESM - 310X	10	200
TESM - 310XL	10	250
TESM - 311	11	100
TESM - 311L	11	150
TESM - 311X	11	200
TESM - 311XL	11	250
TESM - 312	12	100
TESM - 312L	12	150
TESM - 312X	12	200
TESM - 312XL	12	250
TESM - 313	13	100
TESM - 313L	13	150
TESM - 313X	13	200
TESM - 313XL	13	250
TESM - 314	14	100
TESM - 314L	14	150
TESM - 314X	14	200
TESM - 314XL	14	250
TESM - 317	17	100
TESM - 317L	17	150
TESM - 317X	17	200
TESM - 317XL	17	250
TESM - 319	19	100
TESM - 319L	19	150
TESM - 319X	19	200
TESM - 319XL	19	250
TESM - 321	21	100
TESM - 321L	21	150
TESM - 321X	21	200
TESM - 321XL	21	250
TESM - 322	22	100
TESM - 322L	22	150
TESM - 322X	22	200
TESM - 322XL	22	250
TESM - 323	23	100
TESM - 323L	23	150
TESM - 323X	23	200
TESM - 323XL	23	250
TESM - 324	24	100
TESM - 324L	24	150
TESM - 324X	24	200
TESM - 324XL	24	250
TESM - 327	27	100
TESM - 327L	27	150
TESM - 327X	27	200
TESM - 327XL	27	250

3/8" square drive

Part No.	A/F	Approx OAL (mm)
TESM-207	7	100
TESM-207L	7	150
TESM-207X	7	200
TESM-207LX	7	250
TESM-208	8	100
TESM-208L	8	150
TESM-208X	8	200
TESM-208XL	8	250
TESM-210	10	100
TESM-210L	10	150
TESM-210X	10	200
TESM-210XL	10	250
TESM-211	11	100
TESM-211L	11	150
TESM-211X	11	200
TESM-211XL	11	250
TESM-212	12	100
TESM-212L	12	150
TESM-212X	12	200
TESM-212XL	12	250
TESM-213	13	100
TESM-213L	13	150
TESM-213X	13	200
TESM-213XL	13	250
TESM-214	14	100
TESM-214L	14	150
TESM-214X	14	200
TESM-214XL	14	250

NOTE : WE HAVE SPECIALLY DEVELOPED FOR THE AUTOMOTIVE SECTOR SPRING LOADED MAGNETIC AS WELL AS FIX MAGNETIC EXTENSION SOCKETS FOR TIGHTENING OF NUTS WITH BOLT CLEARANCE NEEDS.

ALL SIZE OF EXTENSION SOCKETS, ALSO AVAILABLE IN SWIVEL JOINT TYPE, PREFIX 'S' ON THE ABOVE PART NOS FOR ORDER.

NUT SETTERS / RUNNERS



1/4" Hex Drive

Part No.	Hex Drive Flat	Across Nose Dia (mm)	Socket	OAL (mm)
TNR - 106	1/4"	6	11.0	75
TNR - 106L	1/4"	6	11.0	100
TNR - 106X	1/4"	6	11.0	150
TNR - 107	1/4"	7	12.0	75
TNR - 107L	1/4"	7	12.0	100
TNR - 107X	1/4"	7	12.0	150
TNR - 108	1/4"	8	13.0	75
TNR - 108L	1/4"	8	13.0	100
TNR - 108X	1/4"	8	13.0	150
TNR - 109	1/4"	9	15.0	75
TNR - 109L	1/4"	9	15.0	100
TNR - 109X	1/4"	9	15.0	150
TNR - 110	1/4"	10	16.0	75
TNR - 110L	1/4"	10	16.0	100
TNR - 110X	1/4"	10	16.0	150
TNR - 111	1/4"	11	17.5	75
TNR - 111L	1/4"	11	17.5	100
TNR - 111X	1/4"	11	17.5	150
TNR - 112	1/4"	12	18.5	75
TNR - 112L	1/4"	12	18.5	100
TNR - 112X	1/4"	12	18.5	175
TNR - 113	1/4"	13	19.5	75
TNR - 113L	1/4"	13	19.5	100
TNR - 113X	1/4"	13	19.5	150
TNR - 114	1/4"	14	20.5	75
TNR - 114L	1/4"	14	20.5	100
TNR - 114X	1/4"	14	20.5	150

NOTE : WE CAN ALSO CATER TO THE NEEDS OF NUTS RUNNERS OF ALL SIZES WITH FIXED & SPRING LOADED MAGNETS FOR BOLT CLEARANCE TYPE NEEDS AND IN UNIVERSAL TYPE ALSO AVAILABLE

QUICK CHANGE ADAPTER



Part No.	Hex Female	Square Female	OAL (mm)
TQC - 214	1/4"	3/8"	46
TQC - 314	1/4"	1/2"	53



Please observe safety advices